







---

## DUAL FOOT VALVE INSTRUCTIONS FOR USE

---

Catalog Number	Description
FTV-1020	Dual Foot Valve for Stabilizer w/ Blower

### Explanation of Symbols on Packaging Label

	Prescription only / Caution: Federal (US) law restricts this device to sale by or on the order of a physician		SKU / Catalog Number
	Consult Electronic Instructions for Use		Lot Number

### **Product Description:**

The product is a dual foot pedal with one inlet in the form of ¼" x 3/8" tube which is 8 feet long. The two other outlets end in male luers.

Non-sterile, Reusable

### **Indications for Use:**

This product is intended to be used with Chase Stabilizer with Integrated Blower (Cat# STO-3BC4S, not included).

### **Contraindications:**

This product is not intended for use except as indicated above.

### **Warnings:**

- Carefully read instructions prior to use.
- Proper surgical procedures and techniques are the responsibility of the medical professional. The surgical team must evaluate the appropriateness of the procedure based on their experience, and patient's heart condition and other issues. The outcome is dependent on many variables, including patient anatomy, pathology, surgical technique, and anesthesia management.
- Product is non-sterile.
- DO NOT USE OXYGEN WITH THIS DEVICE.
- DO NOT USE CO<sub>2</sub> PRESSURE GREATER THAN 50 PSI.

CAUTION: Federal (USA) law restricts this device to sale by or on the order of a physician.

### **Adverse Effects:**

None known.

### **Instructions for Use:**

1. Connect the inlet tube to a CO<sub>2</sub> source (tank or hospital supply) with a pressure regulator.
2. Press on one of the foot valves and ensure CO<sub>2</sub> flow. Adjust the pressure to 30 psi. when the foot valve is depressed.
3. Press the other foot valve and ensure CO<sub>2</sub> flow. Flow should stop when the foot valve is depressed.
4. Connect the female luers of the blower line (not included) in aseptic way to the male luers on the foot valve outlets.
5. At the end of the procedure disconnect male and female luers. Foot valve can be reused.
6. Check the functionality of the device (steps 1 through 3) prior to every use.

## LIMITED WARRANTY AND DISCLAIMER OF LIABILITY

Chase Medical products (“Product”) are manufactured under carefully controlled conditions and Chase Medical warrants the Product will perform in accordance with its labeling and will be free from defects in material and workmanship under normal use for one year from the date of shipment.

Chase Medical’s sole liability shall be limited to replacement of, or credit for, any Product returned to Chase Medical and which Chase Medical determines, in its sole discretion, to have been defective in either material or workmanship at the time of shipment.

Chase Medical has no control over the conditions under which the product is handled or used by third parties and specifically assumes no liability with respect to instruments reused, reprocessed or resterilized, in contraindication to the warnings in this document. THEREFORE, CHASE MEDICAL DISCLAIMS ALL WARRANTIES, BOTH EXPRESS AND IMPLIED, WITH RESPECT TO THE PRODUCT, INCLUDING BUT NOT LIMITED TO ANY IMPLIED WARRANTY OF MERCHANTABILITY OR FITNESS FOR A PARTICULAR PURPOSE. CHASE MEDICAL SHALL NOT BE LIABLE TO ANY PERSON OR ENTITY FOR ANY MEDICAL EXPENSES OR DAMAGES CAUSED BY ANY USE, DEFECT, FAILURE OR MALFUNCTION OF THE PRODUCT, WHETHER A CLAIM FOR SUCH DAMAGES IS BASED UPON WARRANTY, CONTRACT, TORT OR OTHERWISE. NO PERSON HAS ANY AUTHORITY TO BIND CHASE MEDICAL TO ANY REPRESENTATION OR WARRANTY WITH RESPECT TO THE PRODUCT.

The exclusions and limitations above are not intended to and should not be construed as intending to contravene mandatory provisions of applicable law. If any part of this Limited Warranty and Disclaimer of Liability is held to be unenforceable or in conflict with applicable law by a court of competent jurisdiction, the validity of the remaining portions shall be enforced as if this Limited Warranty and Disclaimer of Liability did not contain the part held invalid.

---



800 E. Campbell Rd.  
Suite 252  
Richardson, Texas 75081 USA  
(972) 783-7005 Tel  
(844) 272-6624 Toll Free Fax  
Email: [info@chasemedical.com](mailto:info@chasemedical.com)  
<https://chasemedical.com/IFU>